

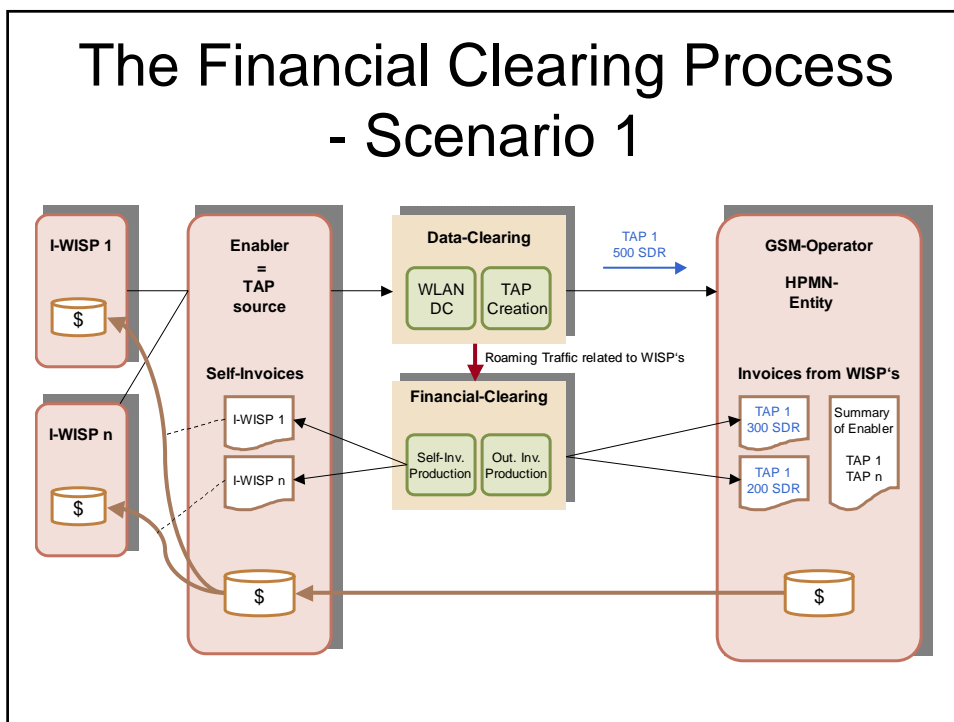
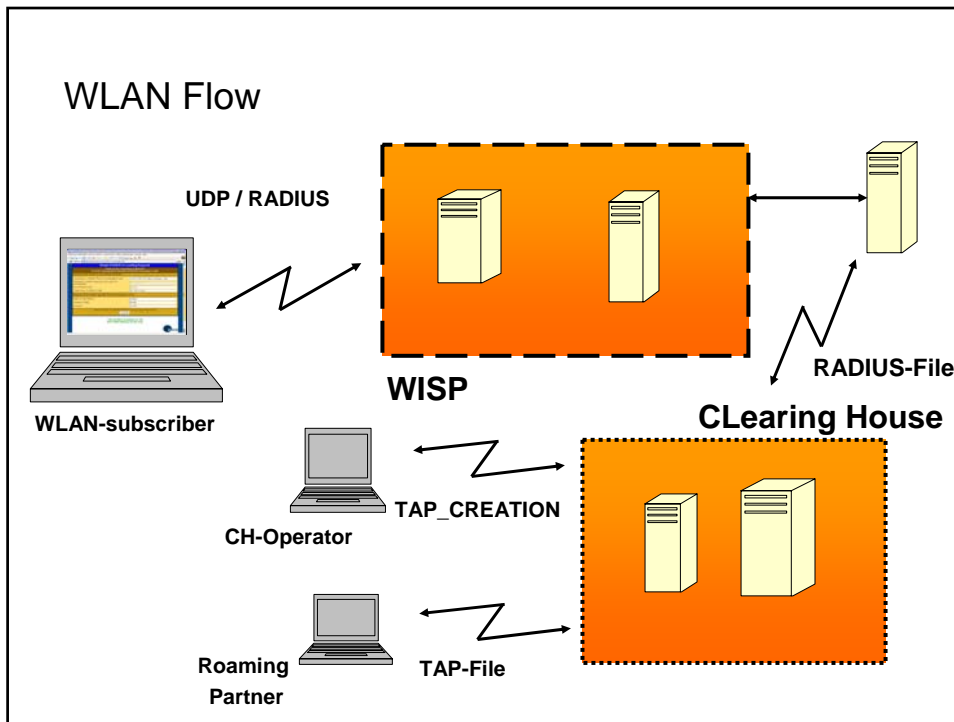
TH06 WLAN Financial Clearing Services

Computer Technology Support & Consulting

Remi Vervecken – remi.vervecken@ctsc.com

Hotspot infrastructure

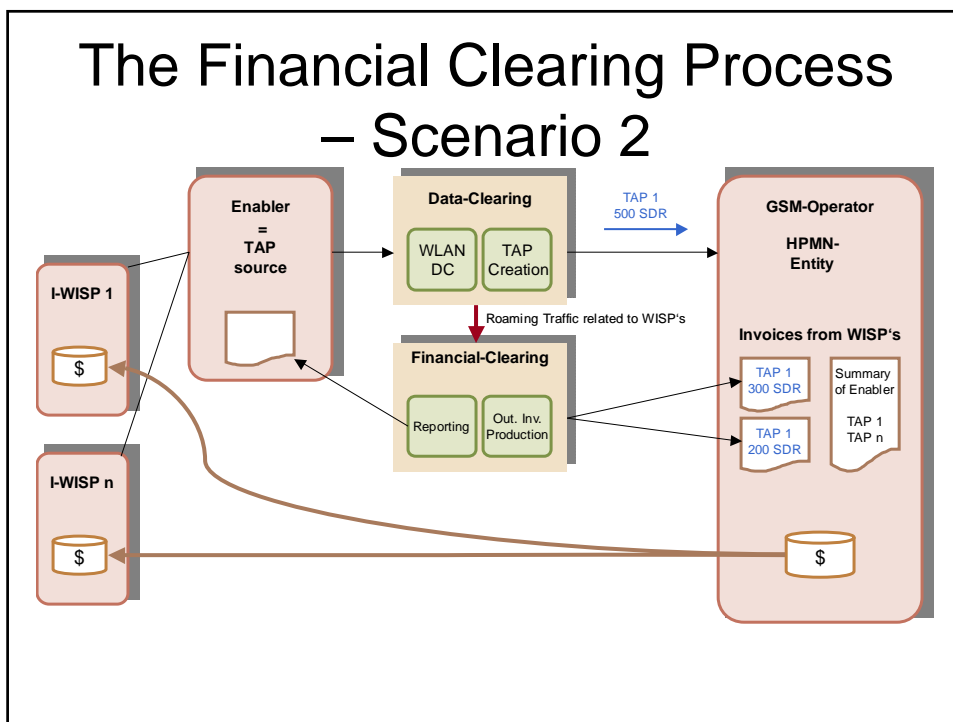
- a. AAA (hotspot, WISP)
- b. Data clearing
- c. Financial clearing
- d. HS/Contract Management



The Financial Clearing Process – Scenario 1

- In this scenario, a WLAN Enabler acts as a business unit, which receives the funds from GSM Operator according to the delivered TAP files and performs the broken down outgoing payments to the invoice WISP's (I-WISP).
 - The WLAN Enabler has a TAP-Code, which is used as sender to the destination GSM Operator.
 - TAP 3.10 allows capturing independent WLAN entities, which has no own TAP-Code.
 - The TAP creation process in the Data Clearing House delivers a report, containing the information about the splitting of the CDR's to the Invoice-WISP's. This information is used by the Financial Clearing Agent to produce End to End invoices to the GSM Operators.
 - The GSM Operator, respectively his Financial Clearing Agent, validates incoming invoices against the delivered TAP files.
- For that, the WLAN Financial Clearing Agent provides together with the End to End Invoices a Summary with the delivered TAP files from the WLAN Enabler.

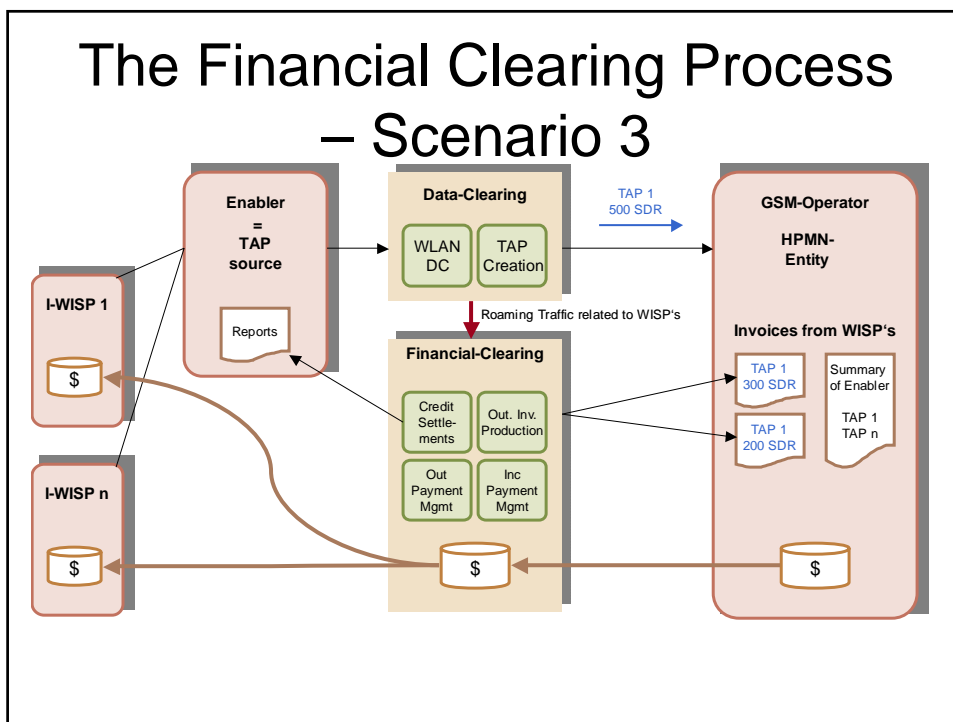
The Financial Clearing Process – Scenario 2



The Financial Clearing Process – Scenario 2

- In this scenario the GSM-Operator performs the payments to the invoice WISP's (I-WISP) directly according to the invoices.
 - The WLAN Enabler has a TAP-Code, which is used as sender to the destination GSM Operator.
 - TAP 3.10 allows capturing independent WLAN entities, which has no own TAP-Code.
 - The TAP creation process in the Data Clearing House delivers a report, containing the information about the splitting of the CDR's to the Invoice-WISP's. This information is used by the Financial Clearing Agent to produce End to End invoices to the GSM Operators.
 - The GSM Operator, respectively his Financial Clearing Agent, validates incoming invoices against the delivered TAP files.
- For that, the WLAN Financial Clearing Agent provides together with the End to End Invoices a Summary with the delivered TAP files from the WLAN Enabler.

The Financial Clearing Process – Scenario 3



The Financial Clearing Process – Scenario 3

- In this scenario the Financial Clearing agent receives the funds from GSM-Operator according to the delivered TAP files and performs the broken down outgoing payments to the invoice WISP's (I-WISP).
- The WLAN Enabler has a TAP-Code, which is used as sender to the destination GSM Operator.
- TAP 3.10 allows capturing independent WLAN entities, which has no own TAP-Code.
- The TAP creation process in the Data Clearing House delivers a report, containing the information about the splitting of the CDR's to the Invoice-WISP's. This information is used by the Financial Clearing Agent to produce End to End invoices to the GSM Operators.
- The GSM Operator, respectively his Financial Clearing Agent, validates incoming invoices against the delivered TAP files.
For that, the WLAN Financial Clearing Agent provides together with the End to End Invoices a Summary with the delivered TAP files from the WLAN Enabler.

Questions and Answers

Q & A

